



TRACK
SCALE: 1/8"

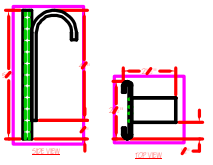
NOTE: TRACK MUST BE STAILED TO
ACCOMMODATE TRACK ID #6
FOLLOWS
BLACK DFT
GREYNE DFT
BRASS SFT



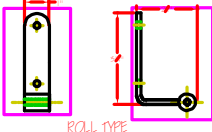
TRACK
SCALE: 1/8"



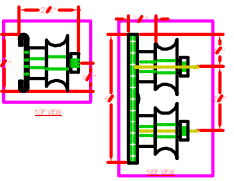
SLOTTED TRACK PROFILE
SCALE: 1/8"



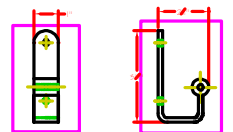
HOOK TYPE
SCALE: 1/2"



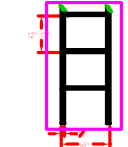
ROLLER TYPE
SCALE: 1/2"



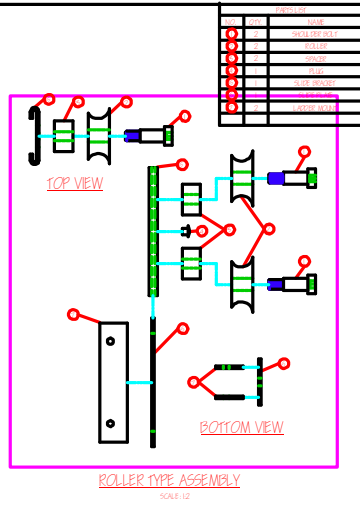
ROLLER TYPE
SCALE: 1/2"



HOOK TYPE
SCALE: 1/2"



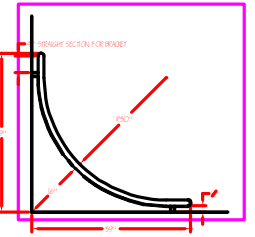
ROLLER TYPE
SCALE: 1/8"



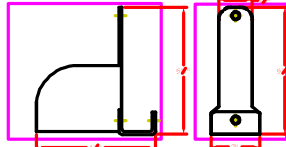
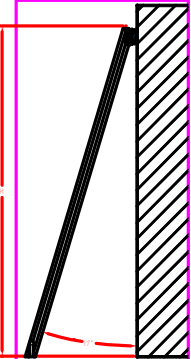
TOP VIEW

BOTTOM VIEW

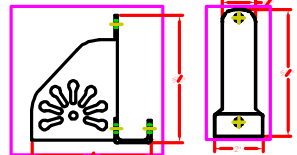
ROLLER TYPE ASSEMBLY
SCALE: 1/2"




90° TURN DETAIL
SCALE: 1/8"



WHEEL HOUSING
SCALE: 1/2"



OPTIONAL WHEEL HOUSING
SCALE: 1/2"



ROLLER
SCALE: 1/2"

errros,
need
foixed
VEL
7-1-06

SHELL LIBRARY LADDER	
LIBRARY LADDER INSTALLATION SHEET	
DESIGNED BY	SPRUAL STARS OF AMERICA
DRAWN BY	1100 SPRAL CORP
DATE	ERE PRINCE EDWARD
NO.	SLL-1 (684) 898-5100 FAX (684) 899-859